

Terahertz Technologies to Deliver Optical Network Quality of Experience in Wireless Systems Beyond 5G

Alexandros-Apostolos A. Boulogeorgos, Angeliki Alexiou, Thomas Merkle, Colja Schubert, Robert Elschner, Alexandros Katsiotis, Panagiotis Stavrianos, Dimitrios Kritharidis, Panteleimon-Konstantinos Chartsias, Joonas Kokkonen, Markku Juntti, Janne Lehtomäki, António Teixeira, and Francisco Rodrigues

The authors discuss the basic system architecture for THz wireless links with bandwidths of more than 50 GHz into optical networks. New design principles and breakthrough technologies are required in order to demonstrate terabit-per-second data rates at near zero latency using the proposed system concept. Specifically, the authors present the concept of designing the baseband signal processing for both the optical and wireless links and using an E2E error correction approach for the combined link.

ABSTRACT

This article discusses the basic system architecture for THz wireless links with bandwidths of more than 50 GHz into optical networks. New design principles and breakthrough technologies are required in order to demonstrate terabit-per-second data rates at near zero latency using the proposed system concept. Specifically, we present the concept of designing the baseband signal processing for both the optical and wireless links and using an E2E error correction approach for the combined link. We provide two possible electro-optical baseband interface architectures, namely transparent optical-link and digital-link architectures, which are currently under investigation. THz wireless link requirements are given as well as the main principles and research directions for the development of a new generation of transceiver front-ends that will be capable of operating at ultra-high spectral efficiency by employing higher-order modulation schemes. Moreover, we discuss the need for developing a novel THz network information theory framework, which will take into account the channel characteristics and the nature of interference in the THz band. Finally, we highlight the role of PBF, which is required in order to overcome the propagation losses, as well as the physical layer and medium access control challenges.

INTRODUCTION

Over the last few years, the proliferation of wireless devices and the increasing number of bandwidth-consuming Internet services have significantly raised the demand for high data rate transmission with very low latency. While the wireless world moves toward the fifth generation (5G) era, several technological advances, such as massive multiple-input multiple-output (MIMO) systems, full duplexing, and millimeter-wave (mmWave) communications, have been presented as promising enablers. However, there is a lack of efficiency and flexibility in handling the huge amount of quality of service (QoS) and experience (QoE) oriented data.

In view of the fact that the currently used frequency spectrum for 5G has limited capacity, THz wireless became an attractive complementary technology to the less flexible and more expensive optical fiber connections as well as to lower data rate systems, such as visible light communications, microwave links, and WiFi [1, 2]. As a consequence, THz communications are expected to be used for wireless access and backhaul networking; hence, they will influence the main technology trends in wireless networks within the next 10 years and beyond. The implementation of THz networks will have to leverage breakthrough novel technological concepts. Examples are the joint design of baseband digital signal processing (DSP) for the complete optical and wireless link, the development of broadband and highly spectral efficient radio frequency (RF) front-ends operating at frequencies higher than 275 GHz, and new standardized electrical-optical (E/O) interfaces. Additionally, to address the extremely large bandwidth and the propagation properties of the THz regime, improved channel modeling and the design of appropriate waveforms, multiple access control (MAC) schemes, and antenna array configurations are required.

Motivated by the potential of THz technologies, this article focuses on illustrating the vision and approach of delivering optical network QoE in wireless systems, presenting the critical technology gaps and the appropriate enablers. Such technologies will bring fiber optic speeds “out of the fiber” offering terabit-per-second wireless connectivity. Also, it will exceed the current 100 Gb/s target by a factor of 10 by dramatically increasing the spectrum efficiency. The key idea is the co-design of the baseband DSP for both the optical and wireless links in the combined optical-wireless network architecture. Setting out from this idea, several of the current design principles and architectures need to be redefined, mainly by replacing the notion of joint optimization with that of “co-design,” for example, optical and wireless, backhaul and access, channel models and waveforms, signals and coding, beam patterns and MAC schemes. In this context, the identification

Alexandros-Apostolos A. Boulogeorgos and Angeliki Alexiou are with the University of Piraeus; Thomas Merkle is with the Fraunhofer Institute of Applied Solid State Physics; Colja Schubert and Robert Elschner are with the Fraunhofer Institute for Telecommunications, Heinrich Hertz Institute; Alexandros Katsiotis, Panagiotis Stavrianos, Dimitrios Kritharidis, and Panteleimon-Konstantinos Chartsias are with Intracom Telecom; Joonas Kokkonen, Markku Juntti, and Janne Lehtomäki are with the University of Oulu; António Teixeira and Francisco Rodrigues are with PICAAdvanced S.A. and the University of Aveiro.

of the critical technology gaps and invention, optimization, and demonstration of the appropriate enablers are expected to become the fundamental pillars that will catalyze the road beyond 5G.

BEYOND 5G SCENARIOS, APPLICATIONS, AND REQUIREMENTS

Networks beyond 5G are envisioned to provide unprecedented performance excellence, not only by targeting terabit-per-second data rates, but also by inherently supporting a large range of novel usage scenarios and applications that combine terabit-per-second data rates with agility, reliability, and zero response time. Virtual presence, 3D printing, cyber physical systems for intelligent transport, and Industry 4.0 are only a few examples of several highly challenging anticipated use cases. In order to enhance scalability, flexibility, and efficient resources allocation, 5G embraces several game changing design approaches, such as virtualization, softwareization, orchestration, and commoditization of resources. However, these approaches do not tackle the fundamental performance limitations related to the available bandwidth, transmission and processing delay, and cost and energy consumption, which still define the envelope of 5G capabilities. To break these barriers in networks beyond 5G, we need to validate little-explored resources and technologies by directing research toward de-risking technological concepts, components, architectures, and system concepts from an early design stage on. Hence, innovative joint investigation, assessment, and design of theoretical models, aligned and supported by experimental parameter evaluation/estimation and validation, are required. Next, we present the main application scenarios and their key requirements. These scenarios are illustrated in Fig. 1.

THz Wireless Backhaul: In the future, the users in rural or remote regions, which nowadays suffer from low connectivity, should enjoy 10 Gb/s data rates. Fiber optical solutions are often time-consuming, since one should wait to capitalize on scheduled road reconstructions and in any case are very costly. Therefore, connectivity to rural areas does not often progress at all. However, access to high-speed Internet is a crucial advantage in the global competition for industry sites and highly qualified human resources. If a cost-efficient and flexible solution cannot be guaranteed, the digital divide between rural areas and major cities will increase. THz links, as a wireless backhaul extension of the optical fiber, is an important building block to guarantee high-speed Internet access everywhere. Moreover, the increasing number of mobile and fixed users in the private, industrial, and service sectors will require hundreds of gigabits per second in the communication to or between cell towers (*backhaul*) or between cell towers and remote radio heads (*fronthaul*). In such scenarios, apart from the high targeted data rates (~1 Tb/s), the critical parameter is *range*, which should be on the order of some kilometers.

THz Wireless Local Access: THz communications will enable seamless connectivity between ultra-high-speed wired networks and personal wireless devices, achieving full transparency and

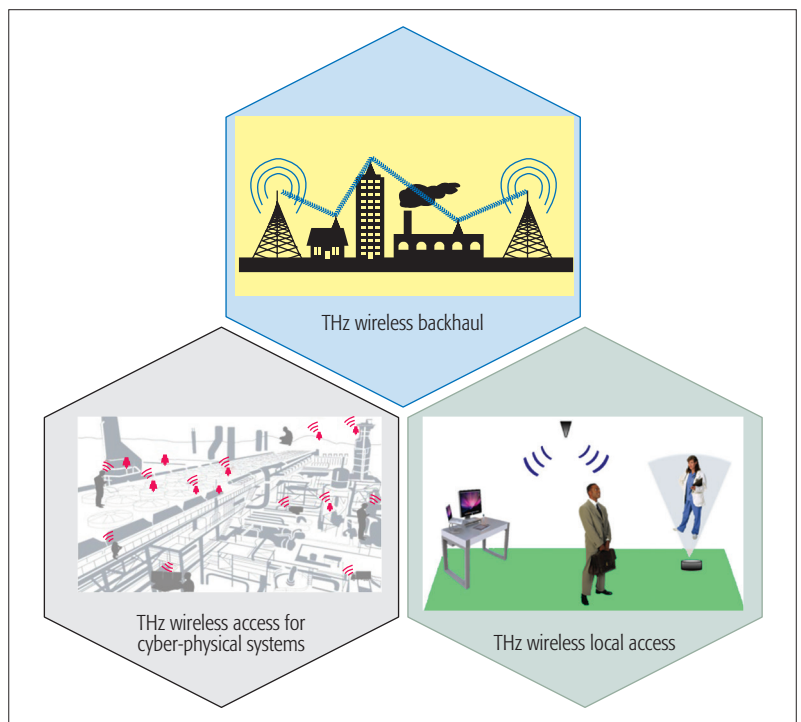


Figure 1. Application scenarios.

rate convergence between the two links. This will facilitate the use of bandwidth-hungry applications across static and mobile users, mainly in indoor and local access scenarios. Some specific applications are high-definition holographic video conferencing and ultra-high-speed wireless data distribution in data centers. The critical parameter here, apart from the terabit-per-second data rates, is connection reliability with bit error rates on the order of 10^{-5} in a low-mobility environment.

THz Wireless Access for Cyber Physical Systems: Fully adopting digital networking in industry, commerce, and public services, including traffic control and autonomous driving, remote health monitoring services, supply chain, security and safety procedures, and automation of large production sites, places stringent requirements for terabit-per-second-class access subject to fast response constraints. These *cyber physical* scenarios describe the true colors of the commonly known Tactile Internet and challenge the capability of systems beyond 5G to offer almost zero latency (~1 ms), apart from the high data rates on the order of terabits per second.

THz WIRELESS-OPTICAL RADIO SYSTEMS

It is intuitive that data rate compatibility is required to extend the QoS and QoE of fiber optic systems over a THz wireless link. Recently, coherent fiber optical data transmission has pushed more and more into short-distance application areas previously occupied by non-coherent optical systems. The main drivers are the progress in optical transponder technologies and the associated decreasing component costs. The upcoming commercially available transponder chipset generation for coherent fiber transmission will support symbol rates up to 64 Gbd and modulations of 64-quadrature amplitude modulation (QAM) [3]. Higher symbol rates and modulations up to 256-QAM or even 1024-QAM at 64 Gbd have been

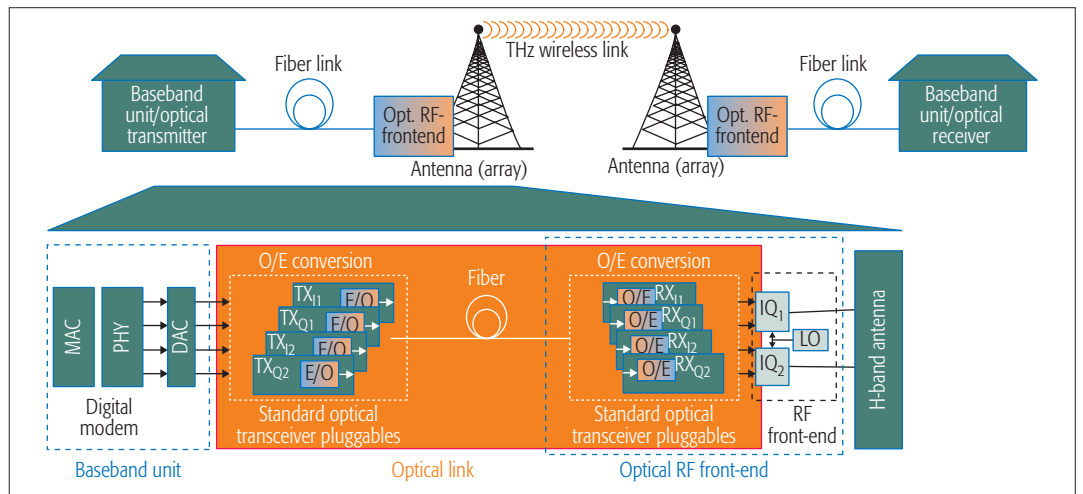


Figure 2. General architecture of the photonic radio.

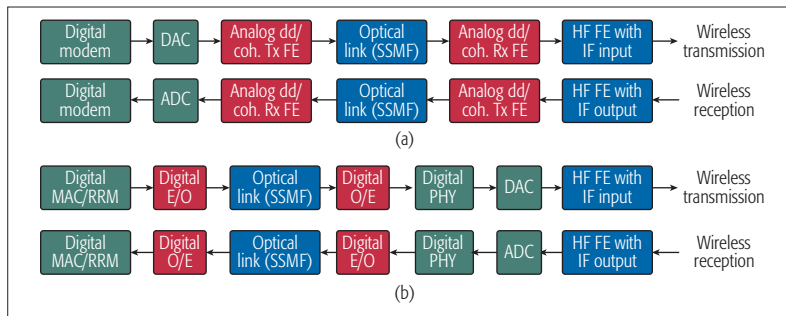


Figure 3. Transceiver architectures: a) transparent optical link architecture; b) digital optical link architecture.

experimentally demonstrated in recently published testbeds over distances of 400 km and data rates of 1.32 Tb/s [4].

The progress of wireless THz transceiver front-ends has provided bandwidths of more than 50 GHz at frequencies above 275 GHz [5]. The fiber optical transponder and the wireless THz transceiver architectures resemble each other, since both use coherent transmission in combination with quadrature architectures [3]. Blending these two technologies seems to be a plausible strategy. While there has been work on applying RF-over-fiber (RoF) concepts to this problem, this article is instead focused on the approach of aligning with optical transponder technologies from coherent fiber optics, which is introduced as “photonic radio” to clearly distinguish from RoF. This approach offers the possibility to exploit the technological progress in modems for optical coherent transceivers and associated advances in DSP for the implementation of THz wireless links.

SYSTEM OVERVIEW

The generic concept of a photonic radio is presented in Fig. 2 for a backhaul application scenario. This system concept can be directly applied to wireless access scenarios.

The digital baseband unit and the optical RF front-end are connected with an optical link using a coherent optical transceiver pluggable at the E/O interface. The coherent optical fiber transmission exploits two polarizations per optical wavelength; each polarization transmits a QAM signal.

At the baseband, two in-phase and quadrature (IQ) signal components are mapped to the RF front-end. In comparison to RoF, the modulated RF carrier is not modulated on the optical carrier, which would require ultra-broadband optical modulators and photo-diodes to be developed. In contrast, photonic radios use the baseband infrastructure of native fiber optical systems and maps the baseband data signals between the RF front-end and the optical transponder. Apart from performance aspects, the use of optical off-the-shelf components with minor modifications and the integration of analog interfaces with THz front-end circuit technologies are some of their most appealing features.

BASEBAND INTERFACE ARCHITECTURES

It is instructive to compare two different architectural variations, namely transparent optical link architecture and digital optical link architecture, for the implementation of the photonic radio in order to present their basic similarities and differences. These variations are graphically illustrated in Fig. 3.

The transparent optical link is characterized by the conversion between optics and wireless with no additional DSP elements. The conversion step is not visible to higher layers in the protocol stack. In principle, this concept might be realized by using commercially available analog coherent optics pluggable modules [6]. In this case, the digital modem has to cover both optical and wireless link impairments, that is, requiring DSP co-design at the physical (PHY) layer [7]. A first challenge is the shared link budget between optical and wireless, which will most likely limit the available transmission distance and/or capacity. The second challenge is the geographical distance between the digital modem and the antennas, which will increase the latency and might restrict the adaptability and tracking speed. The third challenge is the analog mapping between optical and wireless signals, which will be an interesting problem to investigate, particularly, in the case of MIMO systems. Moreover, the concept of the transparent optical link potentially allows the integration of the optical/wireless front-end into a single analog module with superior compactness and power consumption.

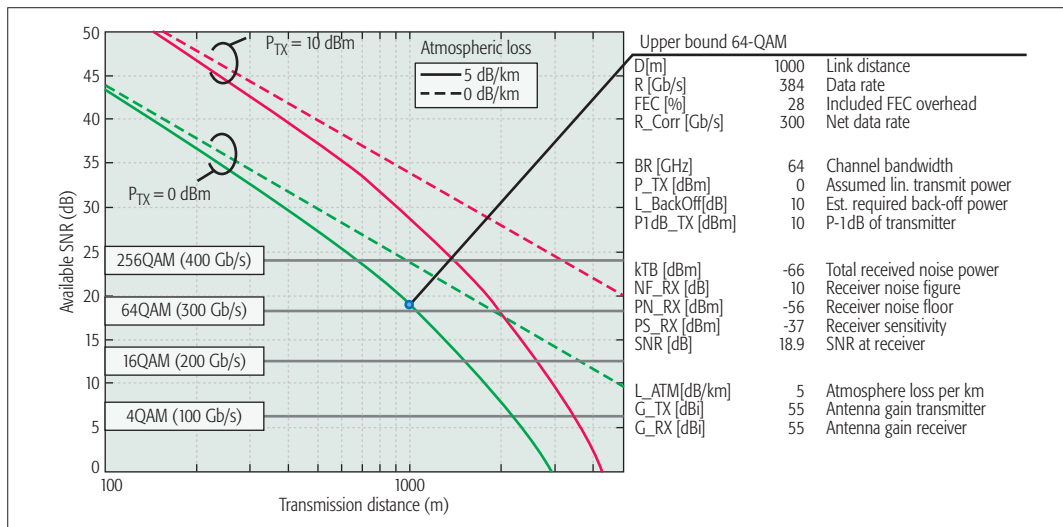


Figure 4. Estimated upper net data rate bounds on THz wireless links, assuming forward error correction (FEC) threshold at $BER = 2 \times 10^{-2}$.

The digital optical link architecture uses plug-gable optical modules with Ethernet-compliant interfaces. This will restrict the optical link distance and capacity to the standardized specifications [8]. Additionally, a dedicated PHY will be required close to the THz antennas, increasing the complexity and power consumption of the wireless system. The DSP co-design between optics and wireless will be limited to MAC and radio resource management functions. The resulting DSP architecture has several similarities to the DSP functional split for 5G converged networks [9]. The optical link architecture is generally applicable to any Ethernet-based point-to-point and networking scenario including statistical multiplexing, given that the QoS can be guaranteed.

The implementation of photonic radios is not limited to either of the presented system architectures, as both have advantages and disadvantages; even combinations may be possible. Therefore, it is important to implement proof-of-concept demonstrators for different application scenarios to identify the most suitable architecture.

THz WIRELESS LINK BUDGET

The optical wireless link budget mostly determines the possible applications of photonic radios. For short-range optical link of a few kilometers, the THz wireless link budget sets an upper bound on the overall link capacity. The estimated limits on the data rates and distances at the frequency of 300 GHz and a gross symbol rate of 64 Gbd are depicted in Fig. 4.

The calculations assume a single-channel front-end having a receiver noise figure (NF) of 10 dB over a bandwidth of at least 64 GHz, and a linear transmit power of 0 dBm, which are values close to those derived from the latest experimental demonstrator modules and systems at 300 GHz [5, 10]. Although the upper-bound calculation is based for simplicity on ideal transmitter and receivers without additional impairments like I/Q imbalances or phase noise, this is justified by assuming the use of impairments mitigating DSP, which can be effectively used to idealize optical transceivers [11, 12]. The uncorrected amplitude and phase mismatches are on the order of 1 dB

and 10, respectively [10]. The phase imbalance was estimated from on-chip measurements of the hybrid components used in the transceiver chip. A highly directive antenna with a gain of 55 dBi is assumed at both link ends. This corresponds to a physical antenna aperture size having a diameter of 225 mm and an aperture efficiency of 80 percent. Currently available broadband III-V semiconductor front-end technologies can support a transmit power of 0 dBm backed off into the required linear operating regime. Extrapolating on the technological progress within the next few years, integrated front-ends are in reach that will be able to transmit at a linear power level of 10 dBm. The actually required backoff power is an implementation factor, influenced by linearization techniques and coding, which play important roles in covering longer-range THz links. This figure also highlights the importance of accurately modeling the free space propagation losses caused by atmospheric attenuation. The current III-V receiver performance limits the order of the QAM to 128 due to the trade-off between mixer linearity and receiver NF. The upcoming optical transponder chipsets will support up to 64-QAM. This means that a current photonic radio link has the potential to support a maximum data rate of approximately 300 Gb/s over a wireless distance of 1 km. By utilizing two antenna polarizations, a theoretical upper limit of 600 Gb/s can be derived. Taking into account the predicted progress in coherent optical systems toward 128-QAM [3], maximum data rates per link of 800 Gb/s using two antenna polarizations will be feasible within the next few years. Data rate compatibility between the optical and THz link of the photonic radio is a plausible vision, even without considering neglecting the additional potential of full line of sight (LoS) MIMO architectures.

DESIGN PRINCIPLES AND TECHNOLOGY ENABLERS

The design of THz wireless networks benefits from the principle of co-design of new signals, codes, and protocols along with THz channel/propagation models and pencil-beam antenna

The implementation of photonic radios is not limited to either of the presented system architectures, as both have advantages and disadvantages; even combinations may be possible. Therefore, it is important to implement proof-of-concept demonstrators for different application scenarios to identify the most suitable architecture.

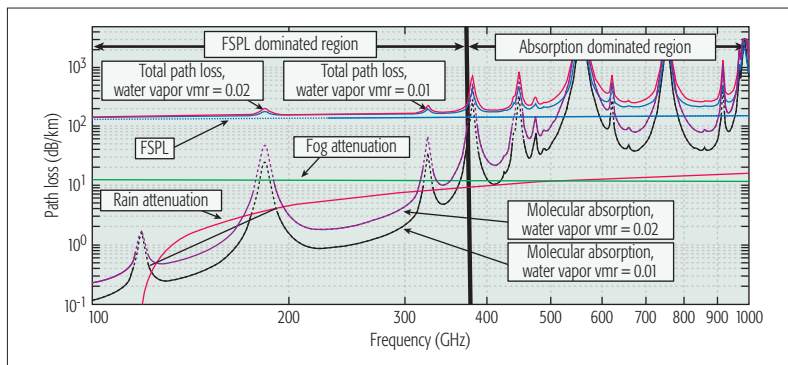


Figure 5. Individual loss components of the lower THz band LoS channel, as well as the expected total losses under harsh weather conditions. The absorption losses and the FSPL were calculated with the HITRAN-based line-by-line model and Friis equation, respectively.

arrays. Next, some of the enabling technologies are presented in more detail. The channel characteristics for frequencies below 1 THz and the advances in implementing front-end architectures for frequencies above 275 GHz are discussed, and possible THz beamforming (BF) architectures are reviewed.

THz CHANNEL

THz channel models are important not only as part of the first step for developing the application scenarios, but also for dimensioning phased array configurations and transceiver architectures during the implementation phase. For example, for wideband channels from 275 to 325 GHz, it is of interest to pre-equalize frequency-dependent path loss in the vicinity of spectral atmospheric absorption maxima at the THz front-end. This becomes practically relevant for link distances of several hundreds of meters, especially when highly spectral-efficient modulations are employed. Note that this is a typical scenario for small cell backhaul links. One of the most intriguing new aspects of photonic radio design is the development of combined optical-wireless channel models for supporting the end-to-end (E2E) error correction idea.

Apart from the combined channel modeling problem, the THz link suffers from several path loss mechanisms, including the free space path loss (FSPL), due to signal spreading, the effective antenna aperture, and the molecular absorption. The latter is a distinguishing feature of the millimeter and submillimeter bands. The main difference between the mmWave and THz bands is the progressively increasing molecular absorption loss. At longer link distances, below 300 GHz, links are dominantly attenuated by the FSPL, whereas in the THz regime, the molecular absorption becomes more important due to its exponentially increasing impact as a function of distance. At short distances (tens of meters), the FSPL remains the dominant loss. The existence of the molecular absorption loss highly depends on the level of the water vapor in the atmosphere, since, in this band, water vapor efficiently absorbs energy. This indicates that there are global variations in the level of absorption. Therefore, for standardization, it is important to take into account the regional propagation properties.

Figure 5 compares the possible LoS losses per

kilometer and their total contributions. As the distance between the transceiver nodes increases, the FSPL dominates the total loss below 370 GHz, whereas above 370 GHz, the molecular absorption loss dominates. Even below 370 GHz, we observe three absorption lines, which depends on the distance and humidity level. Above 370 GHz, molecular absorption has a clearly larger effect, but, depending on the scenario and frequencies considered, below 370 GHz molecular absorption may also have to be taken into account. Below 1 THz, there are several transmission windows exhibiting minimum molecular absorption that can be utilized in long-distance links.

The absorption losses were calculated based on spectroscopic databases (HITRAN) in conjunction with the Beer-Lambert law. They were calculated for water vapor volume mixing ratios 0.01 and 0.02, at the Earth's surface level, representing roughly the mean humidity in Europe and the equatorial regions in June 2016, respectively. Because of the exponential nature of the molecular absorption and the volume mixing ratios of the molecules, which is used to weight the total path loss of the mixture, doubling the amount of water vapor roughly doubles the loss on a dB scale. International Telecommunication Union – Radiocommunication Standardization Sector (ITU-R) Recommendations P.838-3 and P.840-6 were used for evaluation of the attenuation caused by rain and fog, respectively. In Fig. 5, the curves correspond to a heavy rain of 50 mm/h and a dense fog of 0.5 g/m³ liquid water content in air. These conditions cause an additional approximately 10 dB loss. However, under normal conditions, the total path loss can be expected to be 10–20 dB smaller than the heavy rain and deep fog cases.

THz TRANSCIVER FRONT-END

The design of transceivers for broadband transmission in the THz regime brings several challenges, which are of technological nature, but also related to the art of circuit implementation. Before discussing the transceiver challenges, we revisit the different available semiconductor transistor options and materials for the integration of “all-electronic” front-ends above 200 GHz in order to present some of the basic trends.

For more than a decade, III-V compound semiconductor-based high-electron-mobility transistor (HEMT) and heterojunction-bipolar-transistor (HBT) technologies have dominated most of the front-end integrated circuits. The major reasons are the exceptional power and low noise capabilities of the devices in comparison to other options. Recently, there has also been significant progress reported in silicon complementary metal oxide semiconductor (CMOS) and silicon germanium (SiGe) HBTs. While SiGe HBTs have achieved progress in power capabilities and bandwidth, and the first integrated front-end solutions for wireless communications at 240 GHz were reported in 2016, the CMOS high frequency transistor-based solutions still lack in bandwidth. Multichannel transceiver architectures dividing the 275–325 GHz spectrum into different sub-bands may be a viable approach to countermeasure the CMOS bandwidth limitations. On the downside, this approach increases the front-end complexity. When additional beamsteering capabilities

are required, broadband amplifiers will be necessary to compensate power divider losses.

Up to now, SiGe and CMOS-based front-ends have focused on THz short-range communications, employing integrated on-chip antennas. These on-chip antennas also could be used for feeding high-gain reflector type or lens-type antennas, which are essential to address THz backhaul requirements. Backhaul requirements have been almost exclusively addressed by integrated front-ends using III-V HEMT or HBT transistors as of today. Only recently have devices operating at 300 GHz, exhibiting bandwidths of more than 50 GHz, been realized [5].

For all transistor technology options, direct conversion transceiver architectures are currently the most widespread due to their low integration complexity. However, when targeting the use of higher-order modulations, those architectures suffer from imperfections that need to be mitigated by baseband DSP [3, 11, 12]. Most critical is the correction of IQ imbalances, amplifier nonlinearities, and local oscillator (LO) phase noise (PHN).

We highlight that the carrier phase recovery in the presence of PHN by feedforward algorithms becomes more robust for higher symbol rates [11]. While the LO PHN degrades with frequency (e.g., in [5], LO PHN at 300 GHz of 95 dBc/Hz at 100 kHz was evaluated from measurements), the thermal PHN floor becomes the limiting factor for the high symbol rates, as concluded in [5]. The thermal PHN floor is mainly dominated by the carrier power, which explains why IQ mixers that require high LO power levels are beneficial at 300 GHz.

The error correction schemes and front-end requirements in photonic radio systems are a subject for research. In recent years, there has been great progress reported in developing mitigation schemes for carrier PHN, nonlinear dispersion, and IQ imbalance for coherent fiber optical systems enabling 64-QAM in future systems [12]. The baseband interface plays an important role, since it needs to handle symbol rates of up to 64 Gbd, support at least 64-QAM, map the symbols to the optical fiber electronics, and take care of pre-equalization. This is in line with the advances of high-speed digital-to-analog converters (DACs), analog-to-digital converters (ADCs), and specialized DSP application-specific integrated circuits (ASICs) [13], reaching sampling rates of 90 GS/s and analog input bandwidths of more than 20 GHz with 8-bit nominal resolution and up to 6b effective number of bits.

Finally, the optical interface poses new research challenges on packaging solutions. While the monolithic microwave integrated circuits easily can be tested in waveguide packages, integration with optical transceivers in one single package (e.g., the Quad Small Form-Factor Pluggable Plus) brings several technological challenges, but also a great opportunity to reduce overall system costs and form suitable factors for commercialization [3].

PENCIL BEAMFORMING AND RESOURCE MANAGEMENT

BF architectures, which are especially attractive for short-range links to address wireless access scenarios, can be employed for compensating the FSPL. Due to the small wavelengths and the

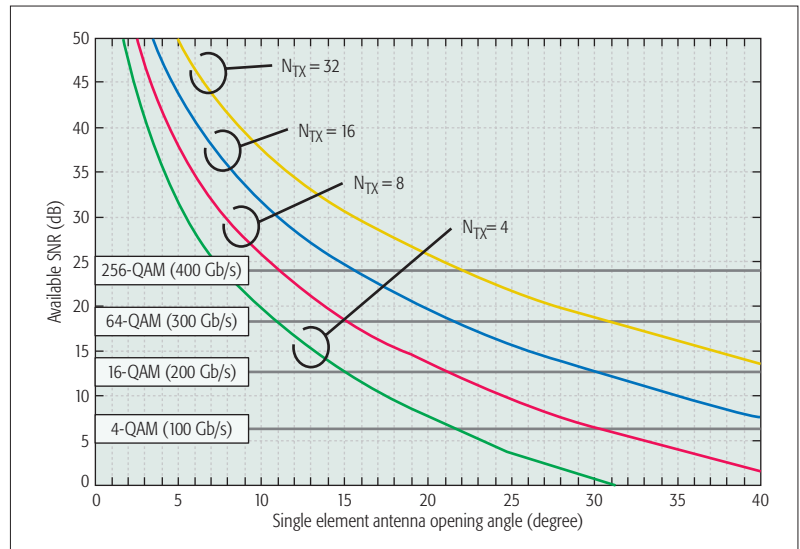


Figure 6. Estimated data-rates for small-sized THz sub-arrays.

related small-sized antenna elements, a large number of antenna elements could be installed to form powerful BF systems. Such BF architectures for THz communications have been outlined in [14]. However, fully surface emitting 2D-array architectures in backhaul links will remain costly for a long time. For example, approximately 200 active elements will be required to replace a 50 dBi reflector antenna at the transmitter. While this integration density might be within the roadmap of CMOS technologies, the power consumption of such arrays will also be increased by a factor of 200. Additionally, advanced 3D integration methods will be required to realize hybrid 2D array antenna architectures and routing out multiple channels at data rates of up to 400 Gb/s from an integrated front-end chip. For this reason, the reduction of the required number of active antenna elements will be one of the most important technology enablers. The antenna element pitch of the array poses limits on the architecture of the transceivers and their integration at the chip, module, and system levels. Many of those basic considerations and trade-offs have been intensively investigated in upcoming 5G scenarios at 28 GHz for LoS and non-LoS [15].

In Fig. 6, the maximum antenna opening angle for small-sized sub-arrays composed of N_{TX} antenna elements is depicted. The antenna opening angle corresponds to $2 \times$ the maximum beam-scanning angle from the broadside direction. The link distance is fixed to 10 m and the linear transmit power to 0 dBm per antenna element. Apart from the antenna gain and spatial power combining benefit, all other assumptions are equivalent to the backhaul scenario provided in Fig. 4.

The calculations in Fig. 6 assume that the array opening angle corresponds to the 3 dB beamwidth of a single-antenna element, which amounts to an upper bound of the array factor. This figure predicts that data rates up to 200 Gb/s can be possible with a maximum antenna opening angle of 15° when using four elements. To increase the usefulness, in practical applications, N_{TX} needs to be increased to at least 8 or 16, which allows a data rate increase or improves the trade-off

PBF requires accurate channel state information to intelligently adapt the antenna array. However, as the number of antennas increases, channel estimation becomes unfeasible. Additionally, if individual transceivers are equipped with single-antenna, cooperative BF can be used; however, this comes with the challenge of tight synchronization and coordination among neighbor nodes.

between data rate and opening angle. A first experimental 4-channel platform was developed in [5] for verifying this trade-off at 300 GHz. For the envisioned scenarios of limited number of antenna elements between 4 and 16 and scanning angles of less than $\pm 25^\circ$, beamsteering can be achieved by either time shifting in the digital baseband, phase shifting in the LO path, or in combination, at relative bandwidths of 20 percent.

By exploiting the capabilities of the THz channel particularities, transceivers, and BF, new PHY challenges and opportunities are revealed, which include the design of modulation and coding (MC), synchronization, and equalization techniques. Since the bandwidth drastically changes even with small variations in the transmission distance, the development of distance-aware MC schemes that take into account the distance-dependent bandwidth is required. Hence, distance-adaptive MC should be developed that employs either the entire transmission bandwidth (for short-distance communications), the central part of the transmission window (to serve close and far nodes), or the sides of the transmission window (for short-distance links).

PBF requires accurate channel state information to intelligently adapt the antenna array. However, as the number of antennas increases, channel estimation becomes infeasible. Additionally, if individual transceivers are equipped with single antennas, cooperative BF can be used; however, this comes with the challenge of tight synchronization and coordination among neighbor nodes.

In cooperative communications, since each node has independent LOs, significant frequency offsets across devices can be generated. Hence, the development of accurate synchronization mechanisms is required for ultra-broadband THz communications. In this sense, an important research challenge is to invent novel schemes for time synchronization. Another challenge is to utilize novel mechanisms for accurate frequency synchronization to eliminate the frequency offset among different nodes. Finally, in the case of PBF, where the beam widths are very narrow, accurate pointing and automatic beam steering schemes are necessary. In other words, low-complexity space synchronization mechanisms need to be designed that minimize the required overhead.

Achieving reliable terabit-per-second connectivity in beyond 5G THz systems largely depends on a specialized MAC design for unique THz band properties and application scenarios. When a large number of devices simultaneously communicate, high-data-rate transmission, zero-latency requirements, pencil-beam antennas, super-wide available bandwidth, and all other peculiarities of the THz band result in new THz channel and interference models, which render the classical MAC protocols inadequate and not directly applicable. The use of PBF in order to expand the range of the THz link requires new methods for device discovery/tracking and resource management under the constraint of the absence of an omnidirectional broadcast channel. These methods should be able to cope with distance-dependent bandwidth and new interference models by capitalizing on extreme densification and hybrid/flexible deter-

ministic/random access principles. While mmW systems such as IEEE 802.11ad and Wireless HD may use quasi-omnidirectional antenna patterns for discovery and signaling messages, THz band protocols will not have this luxury; thus, new MAC designs are needed. Finally, the efficient exploitation of the enormous bandwidth in multi-user/device networks requires a strategic spectrum utilization design, which simultaneously supports multiple ultra-high-speed links.

CONCLUSIONS

We have presented the concept of blending wired optical and wireless THz links, its requirements, and possible applications. The development of the THz system and baseband interface is in its early stage; hence, it is difficult to specify precisely the final system architecture and features. However, it is possible to identify the enablers that will boost its utilization. Specifically, in this article, we have highlighted these enablers, namely channel modeling, the development of novel PHY and MAC protocols, the design of transceiver RF front-end and baseband DSP algorithms to mitigate the hardware constraints, and the implementation of novel PBF schemes. Finally, the co-design principle and important research directions have been discussed.

ACKNOWLEDGMENT

The authors would like to thank all their colleagues of the project TERRANOVA for their support. This work has received funding from the European Commission's Horizon 2020 research and innovation program under grant agreement No 761794.

REFERENCES

- [1] H. J. Song and T. Nagatsuma, "Present and Future of Terahertz Communications," *IEEE Trans. Terahertz Sci. Tech.*, vol. 1, no. 1, Sept. 2011, pp. 256–63.
- [2] A. J. Seeds et al., "Terahertz Photonics for Wireless Communications," *J. Lightwave Tech.*, vol. 33, no. 3, Feb. 2015, pp. 579–87.
- [3] K. Roberts et al., "Beyond 100 Gb/s: Capacity, Flexibility, and Network Optimization," *J. Opt. Commun. Net.*, vol. 9, no. 4, Apr. 2017, pp. 12–24.
- [4] R. Maher et al., "Constellation Shaped 66 GbD DP-1024QAM Transceiver with 400 km Transmission over Standard SMF," *ECOC p. Th. PDP. B*, vol. 2, 2017.
- [5] T. Merkle et al., "Testbed for Phased Array Communications from 275 to 325 GHz," *Proc. IEEE Compound Semiconductor IC Symp.*, United States, Oct. 2017.
- [6] OIF implementation agreement for CFP2-Analogue Coherent Optics Module (IA # OIF-CFP2-ACO-01.0), Jan. 2016; <http://www.oiforum.com/documents/implementation-agreements/>, accessed Jan. 2, 2018.
- [7] K. Habel et al., "5 Gbit/s Real-Time Processing Using p/4-Shift DQPSK for Bidirectional Radio-over-Fibre System," *Proc. 17th Int'l. Conf. Transparent Optical Networks*, July 2015, pp. 1–4.
- [8] Ethernet Alliance, "The 2016 Ethernet Roadmap," White Paper, 2016.
- [9] L. F. del Rosal et al., "Multi-Gigabit Real-Time Signal Processing for Future Converged Networks," *Proc. ITG Fachtagung*, May 2016.
- [10] A. Tessmann et al., "A 300 GHz Low-Noise Amplifier S-MMIC for Use in Next-Generation Imaging and Communication Applications," *Proc. IEEE Compound Semiconductor IC Symp.*, June 2017.
- [11] T. Pfau, S. Hoffmann, and R. Noe, "Hardware-Efficient Coherent Digital Receiver Concept with Feedforward Carrier Recovery for m-qam Constellations," *J. Lightwave Tech.*, vol. 27, no. 8, Apr. 2009, pp. 989–99.
- [12] D. A. Morero et al., "Design Tradeoffs and Challenges in Practical Coherent Optical Transceiver Implementations," *IEEE J. Lightwave Tech.*, vol. 34, no. 1, Jan. 2016, pp. 121–36.

- [13] C. Laperle and M. O. Sullivan, "Advances in High-Speed DACs, ADCs, and DSP for Optical Coherent Transceivers," *IEEE J. Lightwave Tech.*, vol. 32, no. 4, Feb. 2014, pp. 629–43.
- [14] C. Lin and G. Y. L. Li, "Terahertz Communications: An Array-of-Subarrays Solution," *IEEE Commun. Mag.*, vol. 54, no. 12, Dec. 2016, pp. 124–31.
- [15] S. Kuttly and D. Sen, "Beamforming for Millimeter Wave Communications: An Inclusive Survey," *IEEE Commun. Surveys & Tutorials*, vol. 18, no. 2, 2016, pp. 949–73.

BIOGRAPHIES

ALEXANDROS-APOSTOLOS A. BOULOGEOGORGOS [S'11, M'16] received his Electrical and Computer Engineering diploma and Ph.D. degrees both from the Aristotle University of Thessaloniki in 2012 and 2016, respectively. From March to August 2016, he was a postdoctoral researcher in the Centre for Research and Technology Hellas. Since October 2016, he has been a postdoctoral researcher at the University of Piraeus. His research interests include wireless and THz communication theory, as well as optical wireless communications.

ANGELIKI ALEXIOU received her Diploma and Ph.D. in electrical and computer engineering from the National Technical University of Athens, Greece, and Imperial College, University of London in 1994 and 2000, respectively. Since 2009, she is has been a faculty member at the Department of Digital Systems, University of Piraeus. Prior to this, she was with Bell Laboratories, Lucent Technologies, United Kingdom (1999–2009). Her research interests include high frequency technologies and resource management for ultra dense wireless networks.

THOMAS MERKLE received his M.Sc. and Ph.D. degrees in Germany from the University of Stuttgart and the University of Ilmenau in 1999 and 2006, respectively. From 2005 to 2010, he worked as a postdoctoral fellow at the CSIRO ICT Centre, Sydney, Australia. From 2010 to 2013, he was a senior research engineer at the Sony STC in Germany. Currently, he is with Fraunhofer IAF, focusing on THz wireless communications and related device technologies.

COLJA SCHUBERT received his Ph.D. in physics from Technische Universität Berlin, Germany, in 2004. Since 2000, he has been a member of the scientific staff at Fraunhofer Heinrich-Hertz-Institute, Berlin. His research interests include high-speed transmission systems and all-optical signal processing. He is head of the Submarine and Core Systems group and deputy department head of the Photonic Networks & Systems Department. He is a member of the German Physical Society.

ROBERT ELSCHNER received his Dipl.-Ing. and Dr.-Ing. degrees in electrical engineering from Technische Universität Berlin, Germany, in 2006 and 2011, respectively. In 2005, he was with Télécom ParisTech. Since 2010, he has been a member of the scientific staff and project manager at Fraunhofer Heinrich Hertz Institute, working in the field of digital coherent optical transmission technology. He is currently serving on the Technical Program Committee of the Optical Fiber Communications Conference.

ALEXANDROS KATSIOTIS received his B.Sc. degree in physics, his M.Sc. degree in telecommunications, and his Ph.D. degree in coding theory from the University of Athens, Greece, in 2003, 2005, and 2012, respectively. From 2012 to 2016 he was a research associate with the Department of Informatics and Telecommunications, University of Athens. Since 2016 he has been with Intracom S.A. Telecom Solutions. His research interests are in the area of wireless communications, coding theory, and applications.

PANAGIOTIS STAVRIANOS received his B.Sc. degree from the Electronics Engineering Department of Piraeus University of Applied

Sciences, Greece. Since April 2016, he has been a junior wireless systems engineer in the R&D division of INTRACOM S.A. Telecom Solutions, Greece, working on digital signal processing algorithms for microwave and mmWave broadband wireless systems. His research interests include channel characterization, physical layer techniques for wireless access and transmission systems, adaptive equalization, symbol and carrier synchronization, interference cancellation, beamforming, and dirty RF compensation techniques.

DIMITRIOS S. KRITHARIDIS received his Diploma in electrical engineering from the National Technical University of Athens in 1988 and his M.Sc. in microprocessor engineering and digital electronics from UMIST, United Kingdom, in 1989. After a year in Siemens Medical Division, in 1991 he joined Intracom Telecom as an ASIC designer, and from 1993 to 2009 he led the IC Design Group. Currently he is leading the research activities of the Wireless & Network Systems BU of the company.

PANTELEIMON-KONSTANTINOS CHARTSIAS received his Diploma in electrical and computer engineering from National Technical University of Athens in 2015. He is a member of the Internet Systematics Lab (ISLAB) of N.C.S.R Demokritos and is currently working at INTRACOM S.A. Telecom Solutions as an R&D engineer, where he is mainly involved in CHARISMA and SPEED-5G, two 5G PPP H2020 projects. His research interests include software defined networks, broadband networks, network security, and smart grid.

JOONAS KOKKONIEMI received his Dr.Sc. degree in communications engineering from the University of Oulu, Finland, in 2017. He is a postdoctoral researcher with the Centre for Wireless Communications, University of Oulu. From September to November 2013, he was a visiting researcher at Tokyo University of Agriculture and Technology, Japan. From March to October 2017, he was a visiting postdoctoral researcher with the University at Buffalo, New York. His research interests include THz band channel modeling.

MARKKU JUNTTI [S'93, M'98, SM'04] received his doctorate in 1997. He was a visiting scholar at Rice University, Houston, Texas, 1994–1995, and a senior specialist with Nokia Networks, 1999–2000. Since 2000 he has been a professor of communications engineering at the University of Oulu, Centre for Wireless Communications (CWC), where he serves as head of the CWC – Radio Technologies (RT) Research Unit. His research interests include signal processing for wireless networks, and communication and information theory.

JANNE LEHTOMÄKI got his doctorate from the University of Oulu in 2005. Currently, he is an adjunct professor (docent) at the University of Oulu, Centre for Wireless Communications. He spent the fall 2013 semester at Georgia Tech, Atlanta, as a visiting scholar. Currently, he is focusing on terahertz band wireless communication. He co-authored the paper receiving the Best Paper Award at IEEE WCNC 2012. He is an Associate Editor of *Physical Communication*.

ANTÓNIO TEIXEIRA [M] got his Ph.D. from the University of Aveiro, Portugal, in 1999. Since 1999 he has been a professor at the University of Aveiro. Since 2014, he has been the Dean of the University of Aveiro Doctoral School. In 2014 he co-founded PICadvanced. He served as the ECOC TPC from 2008 to 2015 and was on the Access Subcommittee of OFC from 2011 to 2014. He is a Senior Member of OSA and a member of the IEEE Standards Association.

FRANCISCO RODRIGUES received his Master'ss in electronics and telecommunications from the University of Aveiro in 2014. In September 2014 he started the Ph.D. program in electrical engineering and works as an optics engineer at PT Inovação, S.A. In September 2015 he joined PICadvanced as an optics engineer where he is currently acting as CEO.

The development of the THz system and baseband interface is in its early stage; hence, it is difficult to specify precisely the final system architecture and features. However, it is possible to identify the enablers that will boost its utilization.